

IvyTech Charter (121426) - FY23 Budget

Charts and Graphs

Charts and graphs provided on this tab represent one computational methodology and are not intended to set or communicate any standards of the California Department of Education (CDE) or the Fiscal Crisis and Management Assistance Team (FCMAT). The Graphs tab remains unprotected to allow editing for local standards.

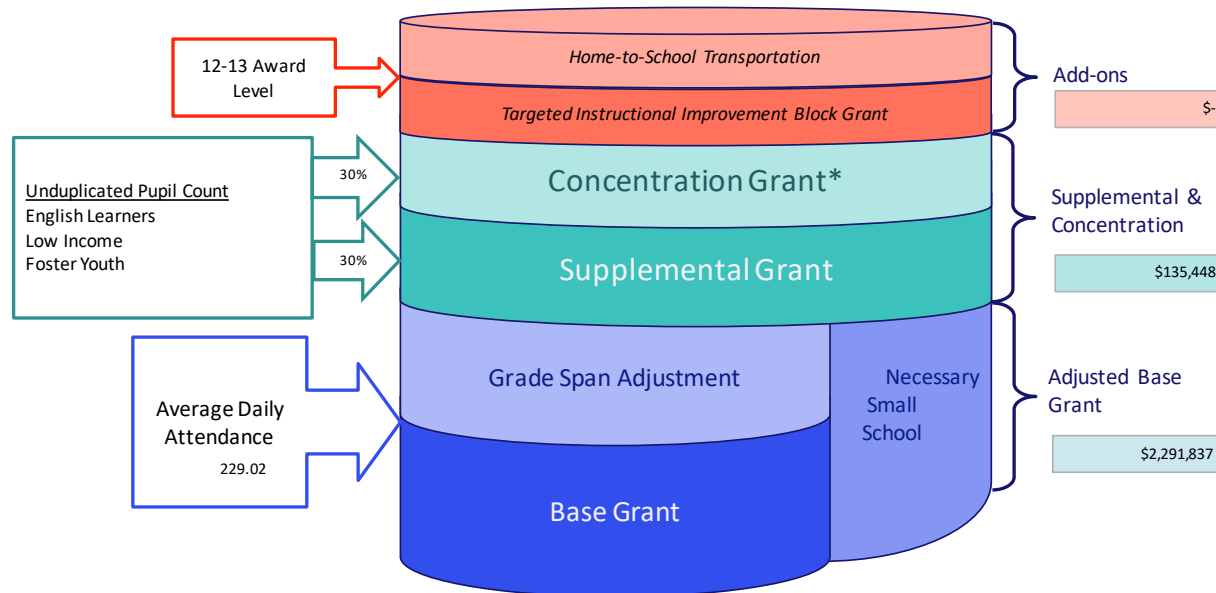
2021-22

Change the fiscal year here to update all of the charts and graphics on this page that only display one fiscal year.

Components of LCFF Entitlement

	2021-22		
Base Grant	\$ 2,235,258	229.02 ADA	
Grade Span Adjustment	\$ 56,579	\$ 2,291,837	Adjusted Base Grant
Supplemental Grant	\$ 135,448 30%		
Concentration Grant	\$ - 30%	\$ 135,448	Supplemental & Concentration
Add-ons: Targeted Instructional Improvement Block Grant	\$ -		
Add-ons: Home-to-School Transportation	\$ -		
Add-ons: Small School District Bus Replacement Program	\$ -	\$ -	Add-ons
<b>Total</b>	<b>\$ 2,427,285</b>	<b>\$ 2,427,285</b>	

Total LCFF Funding: \$2,427,285

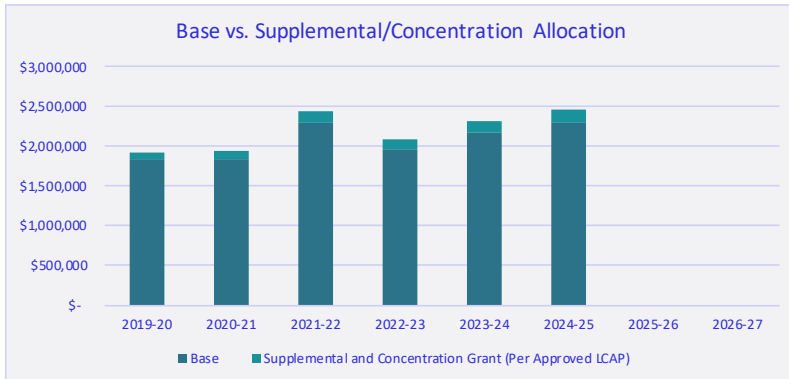


\*Unduplicated Pupil Percentage must be above 55% to receive Concentration Grant funding

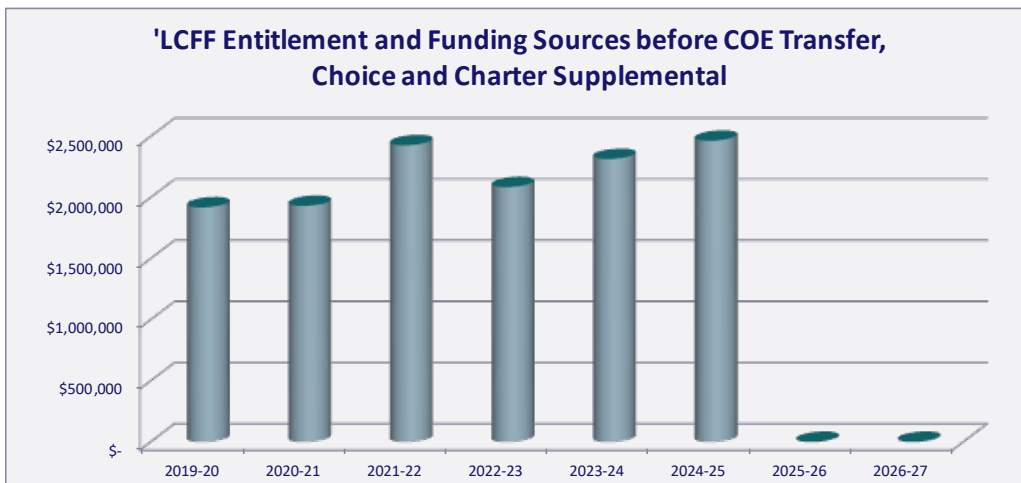
IvyTech Charter (121426) - FY23 Budget

Charts and Graphs

Minimum Proportionality Analysis									
	2019-20	2020-21	2021-22	2022-23	2023-24	2024-25	2025-26	2026-27	
Base	\$ 1,831,631	\$ 1,831,631	\$ 2,291,837	\$ 1,958,220	\$ 2,172,984	\$ 2,297,992	\$ -	\$ -	
Supplemental and Concentration Grant (Per Approved LCAP)	87,368	99,311	135,448	126,931	142,026	166,283	-	-	
<b>Total</b>	<b>\$ 1,918,999</b>	<b>\$ 1,930,942</b>	<b>\$ 2,427,285</b>	<b>\$ 2,085,151</b>	<b>\$ 2,315,010</b>	<b>\$ 2,464,275</b>	<b>\$ -</b>	<b>\$ -</b>	



Funding Sources									
	2019-20	2020-21	2021-22	2022-23	2023-24	2024-25	2025-26	2026-27	
Excess Property Taxes	\$ -	\$ -	\$ -	\$ -	\$ -	\$ -	\$ -	\$ -	
Additional State Aid to meet Minimum	\$ -	\$ -	\$ -	\$ -	\$ -	\$ -	\$ -	\$ -	
EPA in Excess to LCFF	\$ -	\$ -	\$ -	\$ -	\$ -	\$ -	\$ -	\$ -	
Economic Recovery Payment	\$ -	\$ -	\$ -	\$ -	\$ -	\$ -	\$ -	\$ -	
LCFF Grant	\$ 1,918,999	\$ 1,930,942	\$ 2,427,285	\$ 2,085,151	\$ 2,315,010	\$ 2,464,275	\$ -	\$ -	
<b>Total General Purpose Funding</b>	<b>\$ 1,918,999</b>	<b>\$ 1,930,942</b>	<b>\$ 2,427,285</b>	<b>\$ 2,085,151</b>	<b>\$ 2,315,010</b>	<b>\$ 2,464,275</b>	<b>\$ -</b>	<b>\$ -</b>	



IvyTech Charter (121426) - FY23 Budget

Charts and Graphs

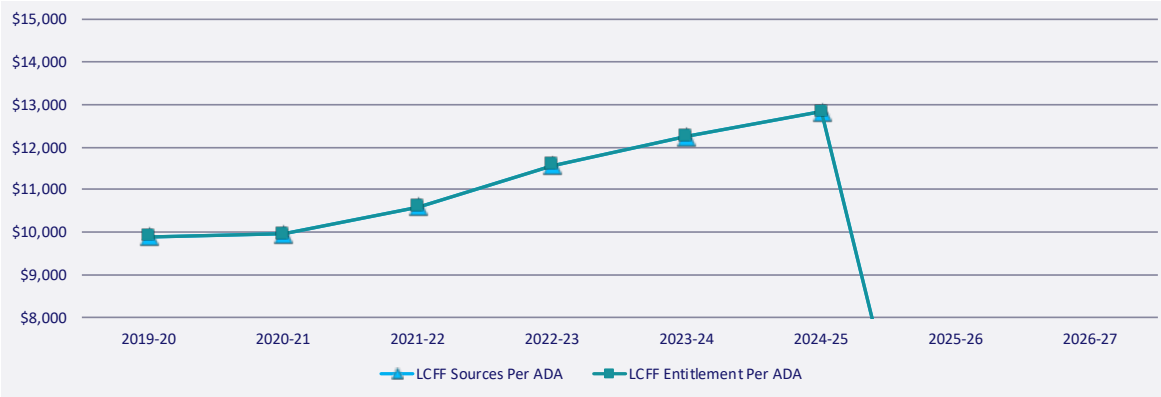
LCFF Grant Economic Recovery Payment Excess Property Taxes Additional State Aid to meet Minimum EPA in Excess to LCFF

IvyTech Charter (121426) - FY23 Budget

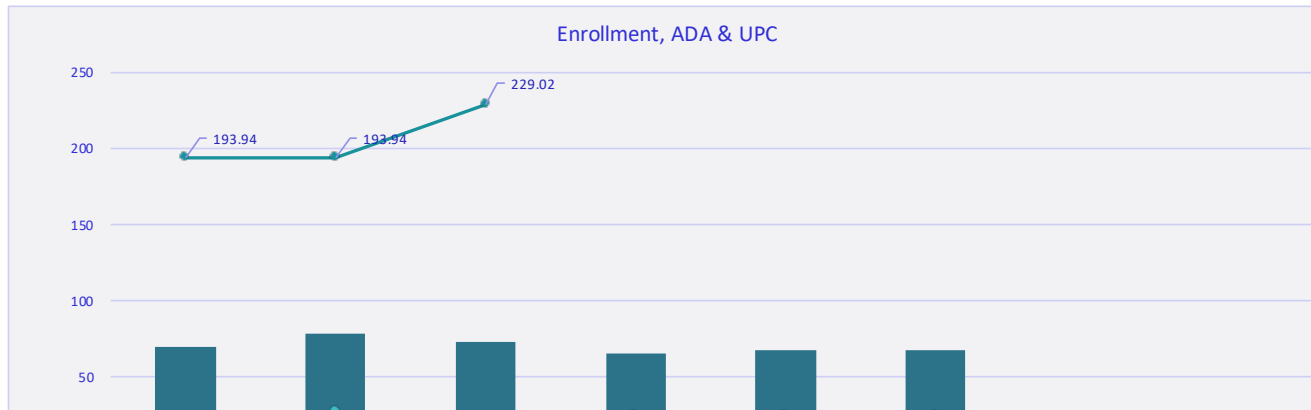
Charts and Graphs

LCFF Grant Economic Recovery Payment Excess Property Taxes Additional State Aid to meet minimum EPA in Excess to LCFF

LCFF Entitlement per ADA									
	2019-20	2020-21	2021-22	2022-23	2023-24	2024-25	2025-26	2026-27	
Funded ADA	193.94	193.94	229.02	180.12	188.89	192.00	-	-	
LCFF Sources per ADA	\$ 9,894.81	\$ 9,956.39	\$ 10,598.57	\$ 11,576.21	\$ 12,255.78	\$ 12,834.77	\$ -	\$ -	
Net Change per ADA		\$ 61.58	\$ 642.18	\$ 977.64	\$ 679.57	\$ 578.99	\$ (12,834.77)	\$ -	
Net Percent Change		0.62%	6.45%	9.22%	5.87%	4.72%	-100.00%	0.00%	
Estimated LCFF Entitlement per ADA	\$ 9,894.81	\$ 9,956.39	\$ 10,598.57	\$ 11,576.21	\$ 12,255.78	\$ 12,834.77	\$ -	\$ -	
Net Change per ADA		\$ 61.58	\$ 642.18	\$ 977.64	\$ 679.57	\$ 578.99	\$ (12,834.77)	\$ -	
Net Percent Change		0.62%	6.45%	9.22%	5.87%	4.72%	-100.00%	0.00%	



Student Summary										
	2019-20	2020-21	2021-22	2022-23	2023-24	2024-25	2025-26	2026-27		
Enrollment (Excluding COE)	69	78	73	65	67	67	-	-		
UPC	19	27	19	24	24	24	-	-		
ADA	193.94	193.94	229.02	180.12	188.89	192.00	-	-		



IvyTech Charter (121426) - FY23 Budget

Charts and Graphs

